

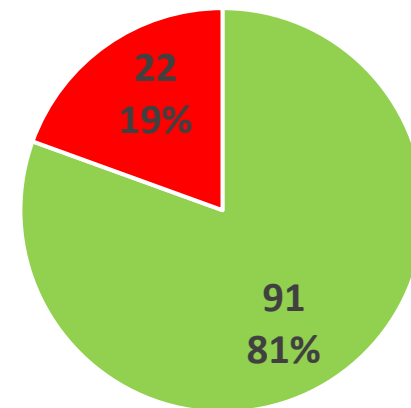
Arms Trade Treaty: Status of Reporting

Initial report

Global statistics 2015-2024

	No.	%
States Parties	113	
Initial Reports due	113	100% of States Parties
Initial Reports submitted	91	81% of States Parties due to report
Initial Reports due but <u>not</u> submitted	22	19% of States Parties due to report

Initial Reports



- States Parties that should have submitted an IR and DID
- States Parties that should have submitted an IR and DID NOT

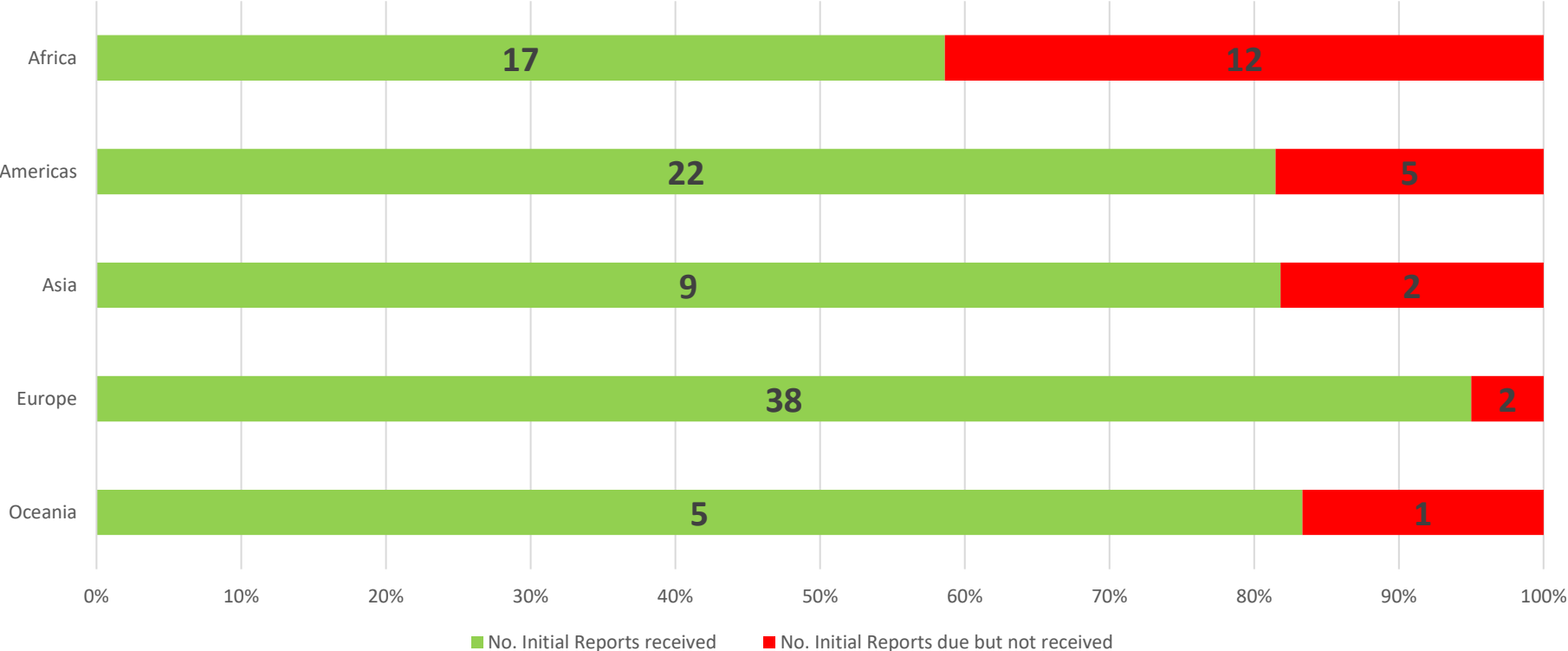
Initial report

Global statistics (cont.)

	No.	%
Initial Reports submitted on time	42	46% of Initial Reports submitted
Initial Reports not made public	21	23% of Initial Reports submitted
Format of reports	78	86% use endorsed reporting template
No. of updated Initial Reports	6	

Initial report

Regional statistics



Annual report

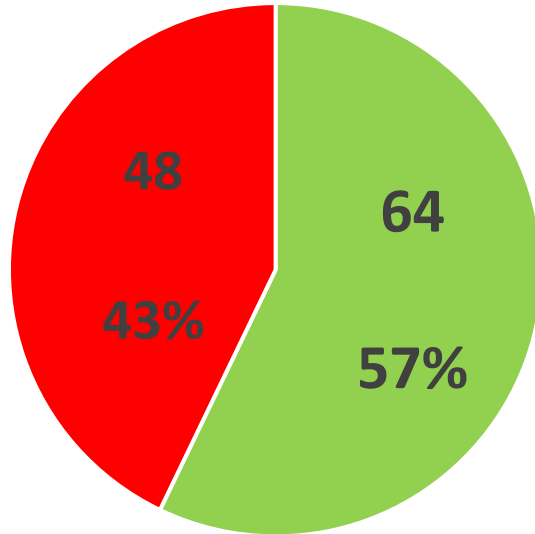
Global statistics 2015-2023



Year	Annual Reports due	Annual Reports submitted (and due)	Annual Reports submitted (and not due)	Annual Reports due but <u>not</u> submitted
2015	61	53 (87%)	5	8 (13%)
2016	75	59 (79%)	2	16 (21%)
2017	89	65 (73%)	-	24 (27%)
2018	92	70 (76%)	1	22 (24%)
2019	97	72 (74%)	1	25 (26%)
2020	105	73 (70%)	-	32 (30%)
2021	110	75 (68%)	-	35 (32%)
2022	110	72 (65%)	-	38 (35%)
2023	112	64 (57%)	-	48 (43%)

Annual report

Calendar year 2023 update



■ Annual reports received

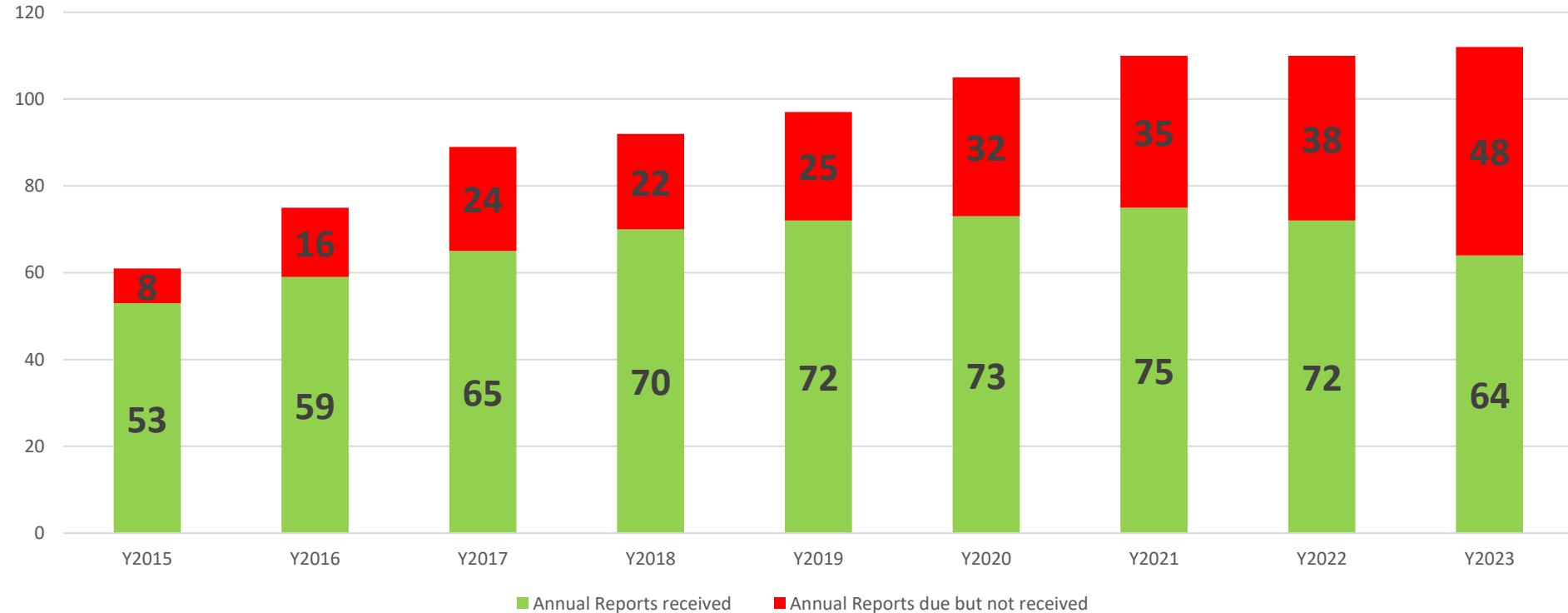
■ Annual reports due but not received

Status **2022** reports at CSP9: **64**
reports received

Annual report

Global statistics 2015-2023

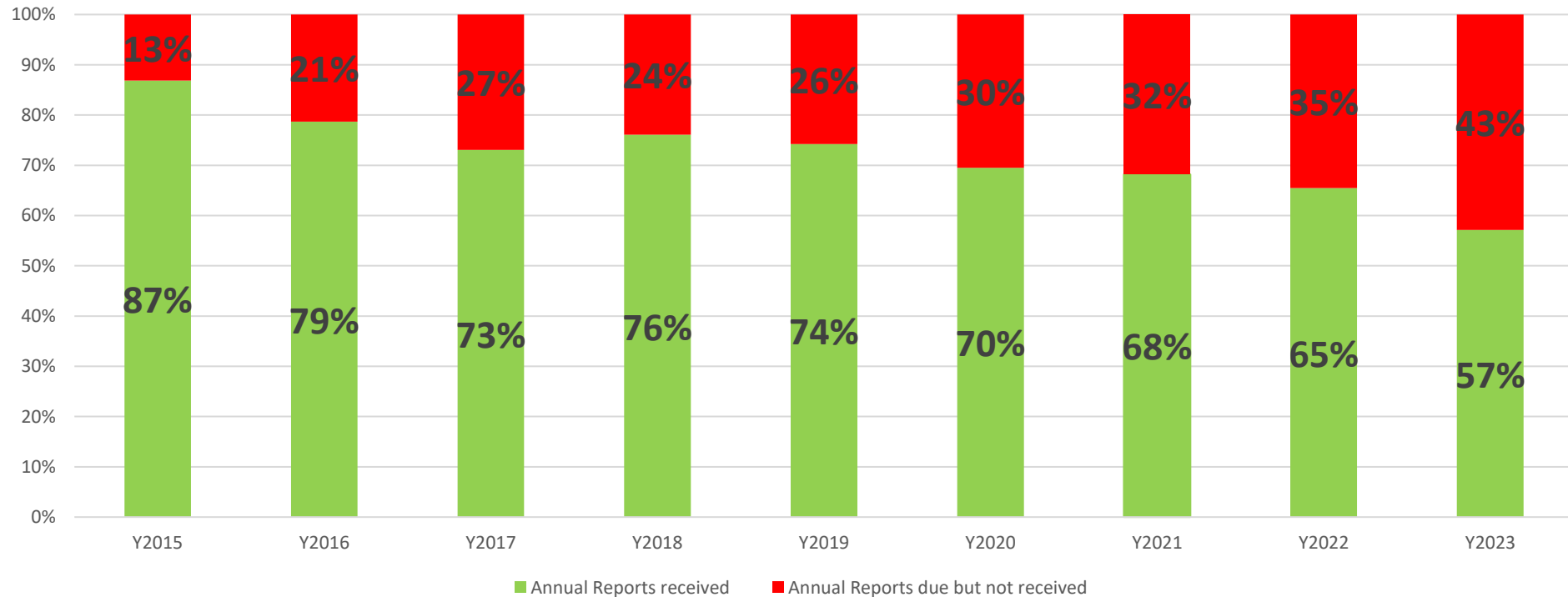
Overview of Annual Report submissions (by no.)



Annual report

Global statistics 2015-2023

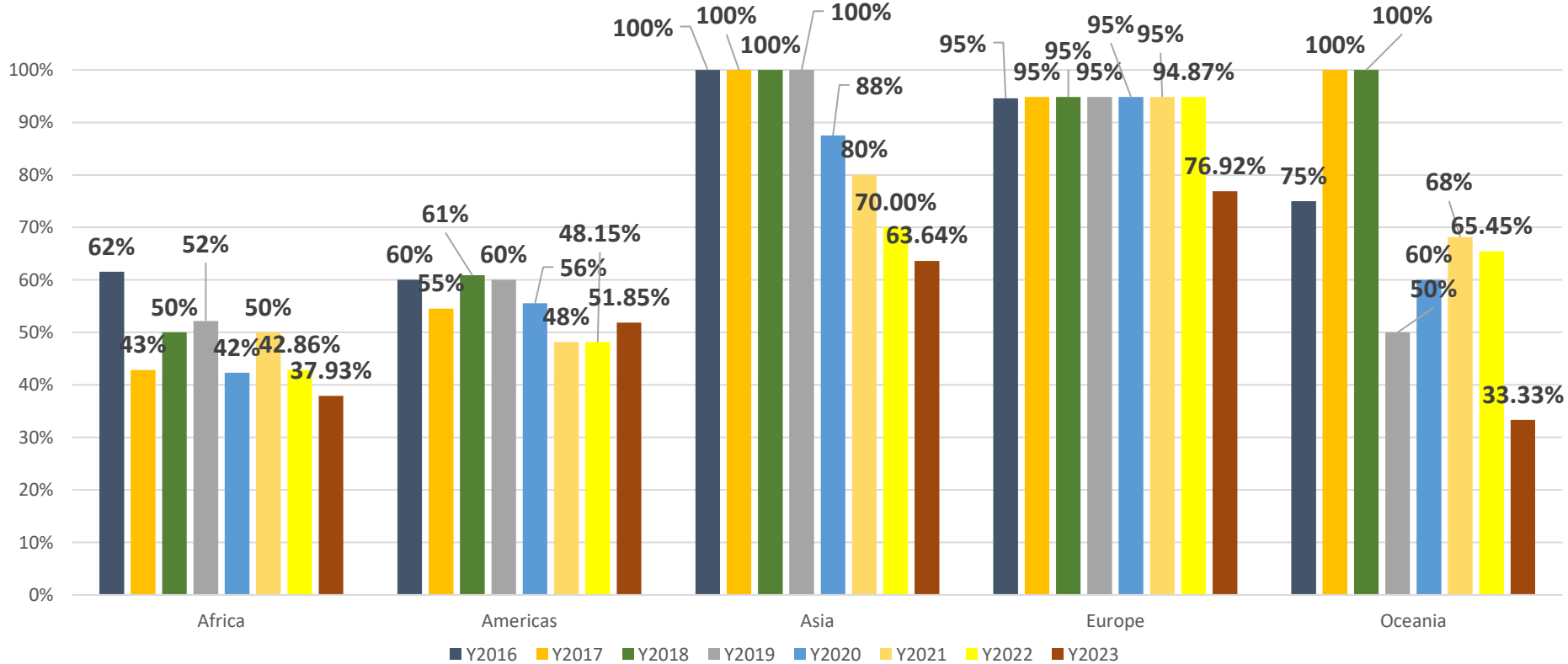
Overview of Annual Report submissions (by %)



Annual report

Regional statistics 2016-2023

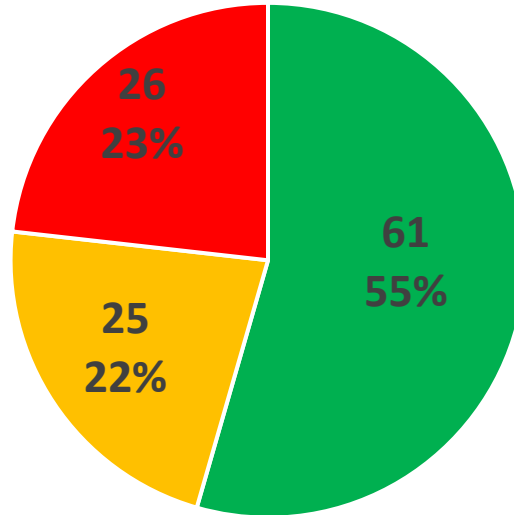
Percentage of States Parties that should have reported and DID (by region)



Annual report

Full, partial and non-submission rates 2015-2023

August 2024



■ All Annual Reports submitted

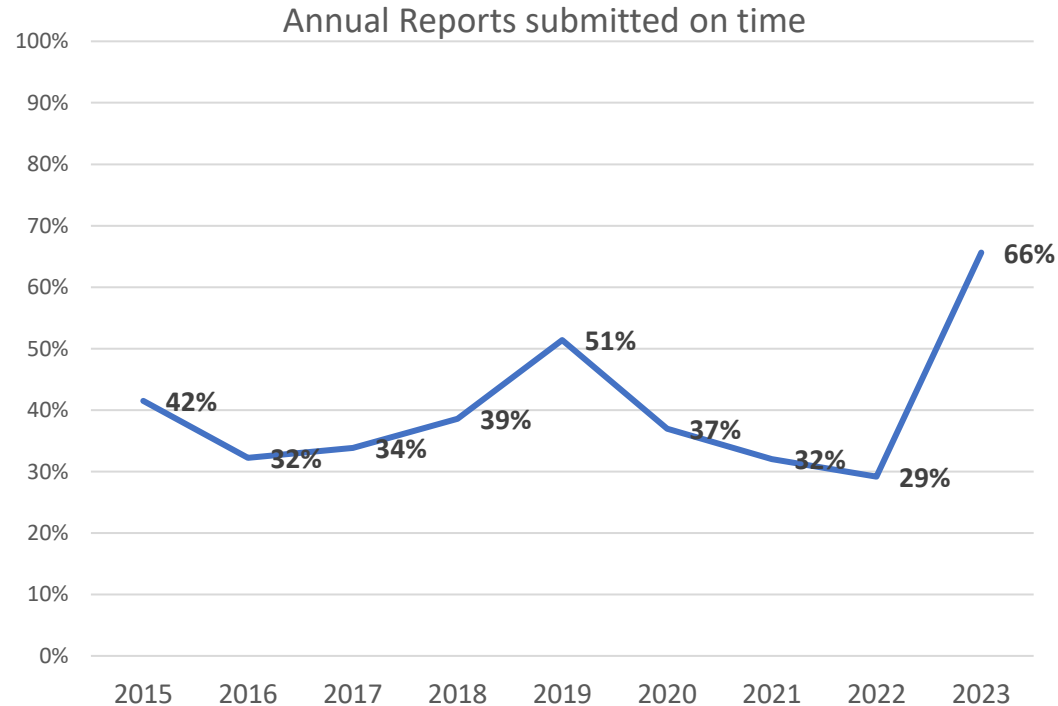
■ Some Annual Reports submitted

■ No Annual Reports submitted

Annual report

Annual Reports submitted on time (< 7 days of 31 May deadline)

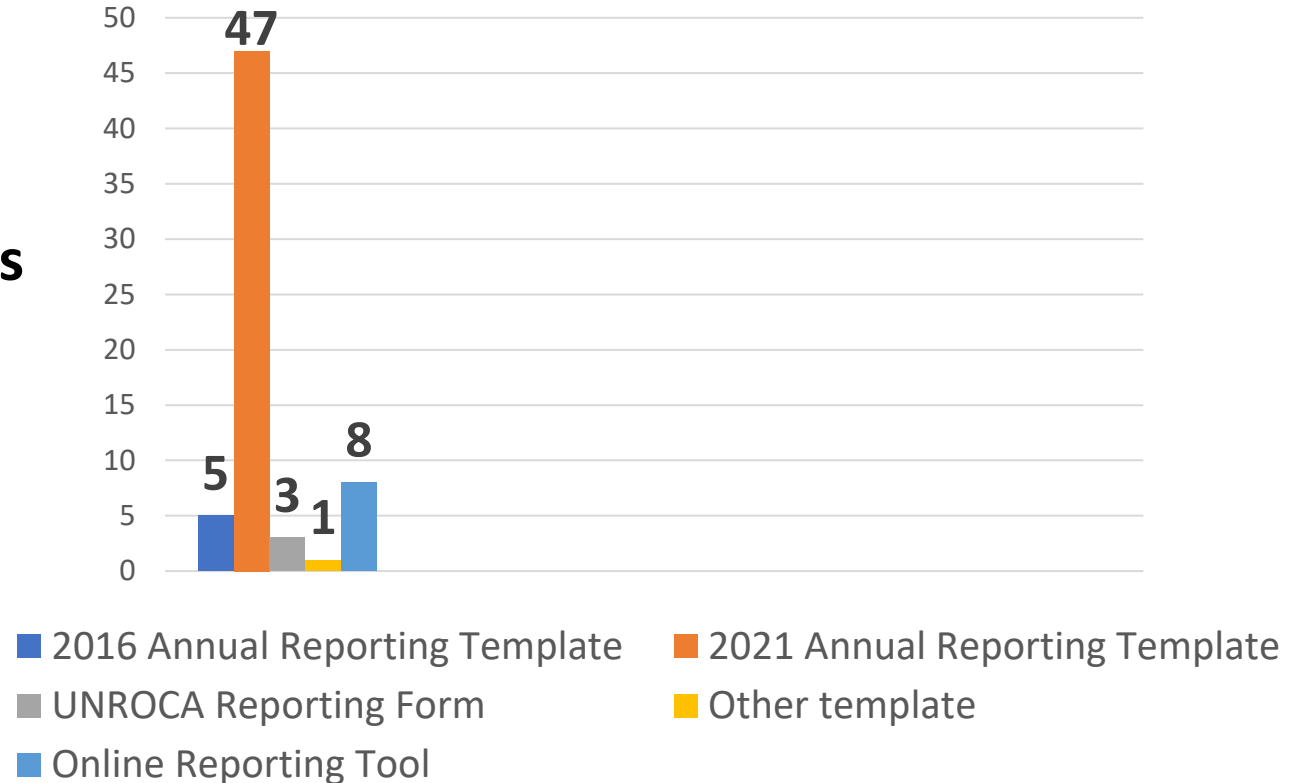
Year	Annual Reports submitted (and due)	Annual Reports submitted on time (< 7 days of 31 May deadline)
2015	53	30 (57%)
2016	59	31 (53%)
2017	65	37 (57%)
2018	70	46 (66%)
2019	72	37 (51%)
2020	73	46 (63%)
2021	75	48 (64%)
2022	72	38 (53%)
2023	64	42 (66%)



Annual report: Format

Calendar year 2023

**64 annual reports
submitted**



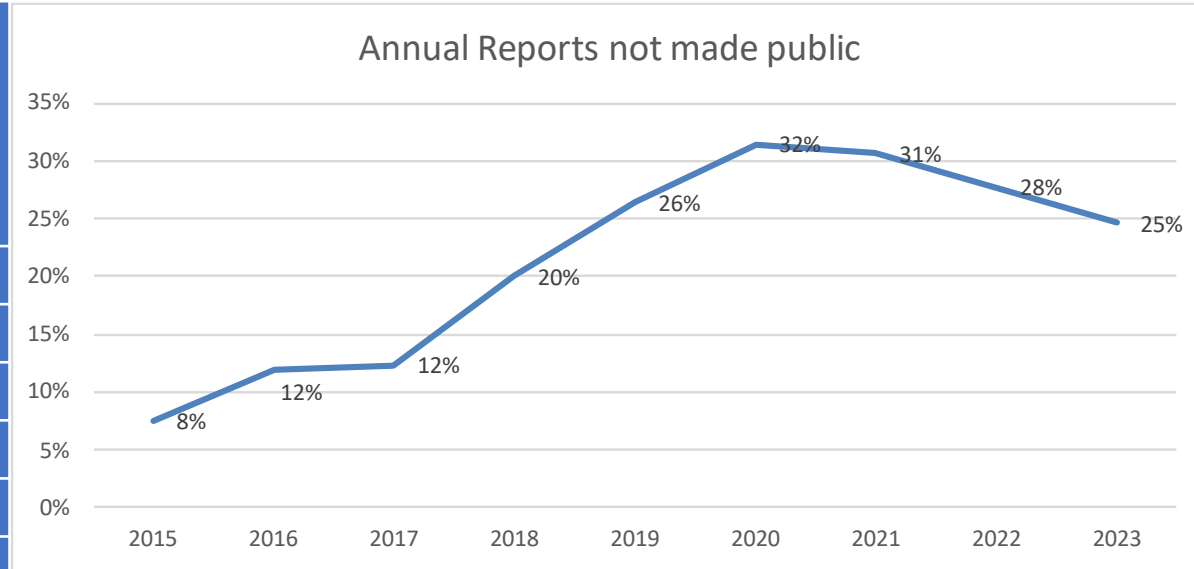
Annual report: Format

Use of online reporting tool 2018-2023

Year	Annual Reports submitted (and due)	Online reporting tool	Reports uploaded via tool
2018	70	13 (19%)	n/a
2019	72	11 (15%)	n/a
2020	73	12 (16%)	6
2021	75	10 (13%)	5
2022	72	10 (14%)	3
2023	64	8 (12%)	4

Annual report: Availability 2015-2023

Year	Annual Reports submitted (and due)	Annual Reports not made public
2015	53	4 (8%)
2016	59	7 (12%)
2017	65	8 (12%)
2018	70	14 (20%)
2019	72	19 (26%)
2020	73	23 (32%)
2021	75	23 (31%)
2022	72	20 (28%)
2023	64	16 (25%)



Annual reports to UNODA 2021-2023

Annual Reporting Template
endorsed at CSP7:

“The United Nations Office for Disarmament Affairs (UNODA) may use the relevant information in this Annual Report as a basis for the reporting State’s report to the United Register on Conventional Arms (UNROCA)”

Year	Annual Reports submitted	Annual Reports authorized for use by UNODA (to date)
2021	75	29 (39%)
2022	72	32 (44%)
2023	64	34 (53%)

End